


JHR GATE | IHOME
Model Number | S95-XF1008



JHR GATE | IHOME
Model Number | S95-XF1011




JHR GATE | IHOME
Model Number | S95-DK0002



JHR GATE | IHOME
Model Number | S95-DK0005



JHR GATE | IHOME
Model Number | S95-XF1009




JHR GATE | IHOME
Model Number | S95-XF1012




JHR GATE | IHOME
Model Number | S95-DK0008



JHR GATE | IHOME
Model Number | S95-DK0009



JHR GATE | IHOME
Model Number | S95-XF1010



JHR GATE | IHOME
Model Number | S95-XF1013




JHR GATE | IHOME
Model Number | S95-DK0010



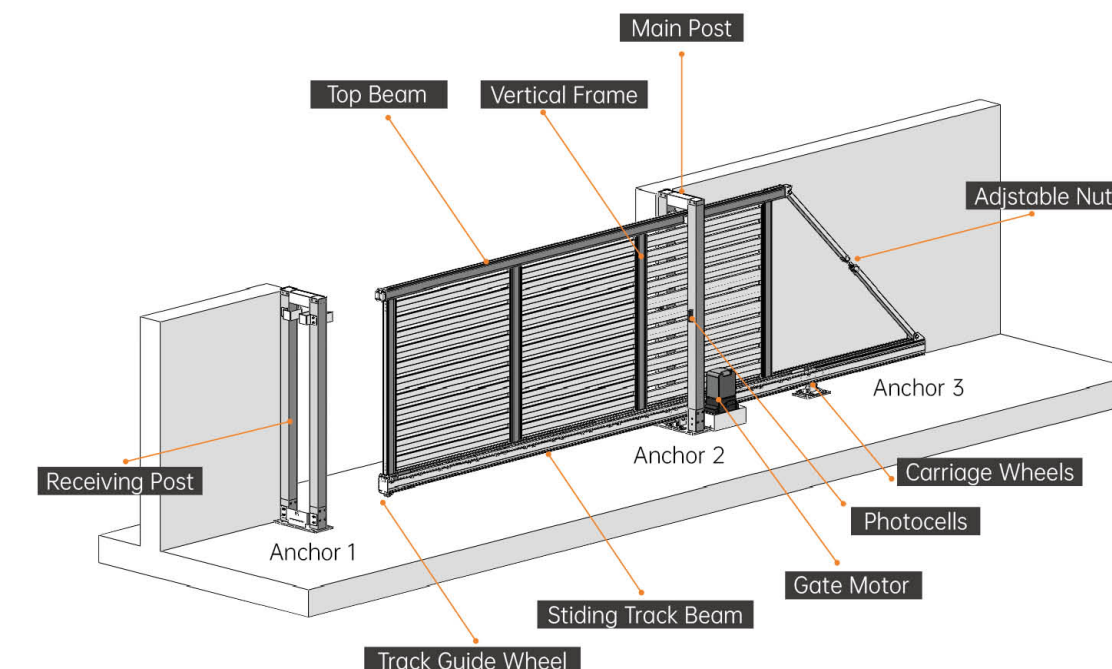
JHR GATE | IHOME
Model Number | S95-DK0012

Decorative Aluminum Panel

※ The design can be designed exactly as per your request



Notes for Cantilever Gate



Installation Tips:

1. Determine installation position: Locate the anchor points based on the gate length and mark the lines according to the drawing.
2. Construct foundations: Build reinforced concrete foundations at the three anchor points, ensuring they are aligned on the same horizontal line and strong enough for expansion bolt.
3. Secure components: Fix the rear wheel assembly, main gate post, and receiving post to the concrete foundations using expansion bolts. Re-measure to verify that all three points are coplanar and aligned on the centerline.
4. Mount the gate: Vertically guide the gate into the main gate post via the load-bearing wheel assembly. Perform repeated push-pull tests. Once smooth operation is confirmed, tighten the fixing screws with a wrench.
5. Install the motor: Determine the motor mounting height based on the rack position. Construct a motor base and embed the motor cable inside. Complete the wiring and perform repeated tests until the gate opens and closes properly.



IHOME COURTYARD
CANTILEVER GATES ▶▶
S95SYS

CUSTOMIZED MADE
FACTORY DIRECT
QUALITY ASSURED





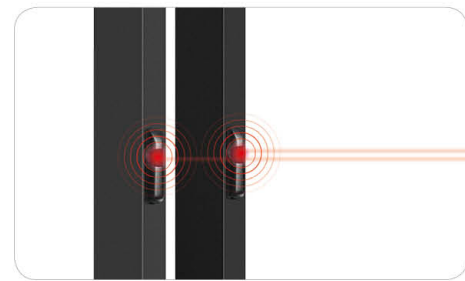
Color Options



6063 Aluminum Tracks



Carriage Wheels



Photocells

- Suspended operation, no ground track
- Easy installation, strong adaptability
- Industrial aluminum: high strength, rust-proof, weather-resistant

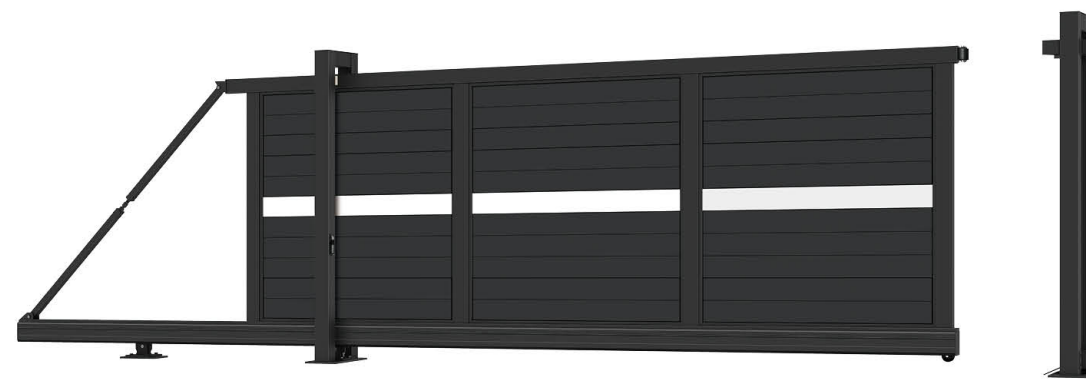
- Nylon rollers: wear-resistant, cold-resistant, heavy load, quiet
- Mortise and tenon joint structure for good durability
- Custom sizes & styles available



JHR GATE | IHOME
Model Number | S95-XF1002




JHR GATE | IHOME
Model Number | S95-XF1005



JHR GATE | IHOME
Model Number | S95-XF1003



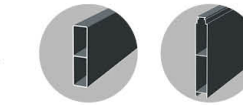
JHR GATE | IHOME
Model Number | S95-XF1006



JHR GATE | IHOME
Model Number | S95-XF1004



JHR GATE | IHOME
Model Number | S95-XF1007



- Product images shown in this catalog are for style reference only. Actual products may vary by specification. Please contact us for detailed styles and dimensions.
- Due to printing limitations, colors of product images may differ from the actual products. Please refer to the physical product.
- Producing one ton of paper consumes nine trees. Please help protect the environment and conserve resources – it starts with you and me.
- Our company reserves the right of final interpretation of all content in this catalog.

PROFESSIONAL MANUFACTURER of Premium Aluminum Products

Gates | Fences | Pergolas | Carports | Gazebos | Entry Doors



- 400-885-6385
- +86-135 4366 9385
- +86-757 8378 7525
- sales@jhrtech.com
- www.jhrtech.com (CN)
- www.jhrgate.com (EN)



CN Web



EN Web