

CXHA

chuangxinhengan Gate

中国 · 创新恒安门业



<http://www.cxhdoor.com>

<http://www.automaingate.com>

<http://cxha.en.alibaba.com>

Stainless Steel Series

不锈钢系列



产品参数仅供参考，详细参数请参照产品目录或联系本公司。

CXHA[®]
昌恒门业


● VS-07
VINAS SERIES

СЕРИЯ ВИНАС, ЗАКРЫТОЕ ЗАКРЫТИЕ, ПРОВЕДИТЕ, ЗАКРЫТО ЗАКРЫТИЕ, ЗАКРЫТО ЗАКРЫТИЕ

In the system, sparkling door, attracting everyone's attention. Door body uses unique design, scientific and reasonable structure, blending elements of modern fashion, show the trend of the corner of the infinite love and dedication to pursue it.



1500-1800mm	1800-2100mm	2100-2400mm
2400-2700mm	2700-3000mm	3000-3300mm
3300-3600mm	3600-3900mm	3900-4200mm
4200-4500mm	4500-4800mm	4800-5100mm
5100-5400mm	5400-5700mm	5700-6000mm





产品参数请参考产品目录或联系本公司销售部门。/ Detailed parameters of product please refer to the last page.

CXHM
中国·常州

VS-09
VINAS SERIES

设计新颖、结构坚固、运行平稳、维护方便、使用寿命长、美观大方。

设计新颖性和先进的设计理念及超前的设计理念，采用先进的生产设备，以确保每台设备均能达到技术要求，从而使您能放心使用。


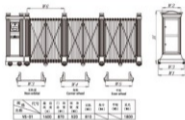


VS-08
VINAS SERIES



CXHA
中国·常州

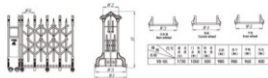
VS-01
VINAS SERIES



产品规格如有变更恕不另行通知。详细参数请参考产品手册。

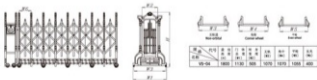


VS-04



VS-05
VINAS SERIES

CXHM
中国·常州
CHUANGXINHENGAN GATE
VINAS SERIES
● 铝合金系列





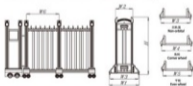
CXHA
中国·常州华恒

CHUANGXINHENGAN GATE
VINAS SERIES

● 恒安系列

恒安系列 VS-06 为不锈钢立柱式伸缩门，外观：“V”型，采用不锈钢立柱式伸缩门，外观：“V”型。

Straight line design of simple, concise design features a large clear stainless steel head which the car is the sleek design, road and unique, "V" close together, each four parts are made of stainless steel parts, flexible without noise.



VS-06	1500	1700	1900	2100	2300	2500	2700	2900	3100	3300
VS-06	1500	1700	1900	2100	2300	2500	2700	2900	3100	3300

VS-06
VINAS SERIES




● 产品参数仅供参考，详细参数请参考产品说明书。



CS-13 CS SERIES

【元宝设计】富贵吉祥

元宝——作为中国传统货币，多为上大人所铸，象征着财富和吉祥。其造型独特，线条流畅，寓意着富贵和吉祥。作为门业产品，元宝设计不仅美观大方，而且坚固耐用，是您家居和商业场所的理想选择。



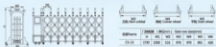
CS-14

CXHM
创新·智慧·服务



可图门头

产品参数请参考产品图一或 Created parameters of product, please refer to the last page.





	F2 Motor	N Control	F1 Gate Head
N	1000	1000	1000
F2	1000	1000	1000
F1	1000	1000	1000
N	1000	1000	1000
F2	1000	1000	1000
F1	1000	1000	1000

CXHA
中国·常州·武进

CS-15B
CS SERIES

中国蓝色铝型材收缩门系统

产品规格参数请参考产品目录——(Omitted parameters of product please refer to the last page)



	W1	W2	W3	W4	W5	W6	W7
W1	1600	800	400	400	400	400	400
W2	1600	800	400	400	400	400	400
W3	1600	800	400	400	400	400	400
W4	1600	800	400	400	400	400	400
W5	1600	800	400	400	400	400	400
W6	1600	800	400	400	400	400	400
W7	1600	800	400	400	400	400	400


CXHA
中国·常州

CS-15T
CS SERIES

产品参数仅供参考，详细参数请参考产品说明书。



产品图中所有尺寸均为理论尺寸，实际尺寸以实物为准。 (All dimensions in the product image are theoretical dimensions, actual dimensions refer to the real object.)



CS-02



CHUANGXIN HENG AN GATE
CS SERIES

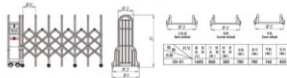
- CS 系列
- CS-01
- CS SERIES

这是一款全新设计、采用优质材料、结构坚固、运行平稳、美观大方、节能环保、使用寿命长、维护方便、性能卓越、品质可靠、价格公道、服务周到、是您理想的选择。

This is a large collection of all steel, stainless steel all the excellent quality, extremely nice in front of the world, beautiful and moving, fastest return glass.



CS-03





CS-06



CS-07

CXHA
 中国·常州
 CHUANGXINHENGAN GATE
CS SERIES
 ● CS 系列

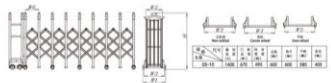
CS-05




产品型号及规格仅供参考，详细参数请参见产品说明书。



CXHA
中国·常州





CXHA[®]

中国·常州恒安门业

CHUANGXINHENGAN GATE

CS SERIES

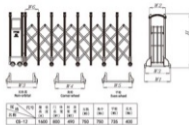
● CS系列

● **CS-12**

CS SERIES

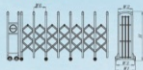
作为门业界的领军者，我们深知您的品味，为您提供最人性化、最时尚的产品，让您“门”面光彩照人。我们CS系列伸缩门，让您尊贵更上一层。

Door, as the most outward image, first demonstrating your style, always attract people's eyes to admire, this door to break the traditional design concept, designed to create a noble and elegant style, for your doors create a gorgeous style, to help you enjoy the nobility life.





◉ 雄鹰门-1
Xiongying men-1



型号	规格	重量	速度	功率	电压	频率	防护等级
雄鹰门-1	1000mm	150kg	0.1m/s	150W	220V	50Hz	IP54

CXHM[®]

中国·创新恒安门业

CHUANGXINHENGAN GATE

CS SERIES

● CS 831




◉ 飞鹰门
Feiyang men

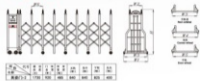


◉ 雄鹰门-2
Xiongying men-2

产品参数仅供参考，最终以实物为准。如有变更，恕不另行通知。



◎ 英姿门-2
Yingzi men-2



◎ 义兴门
Yixing men



◎ 双门-L
Shuangmen-L

CXHM
中国·创新智能门业
CHUANGXINHENGAN GATE
CS SERIES
● CS系列

产品参数仅供参考，具体参数请以实物为准。



产品规格参数仅供参考，最终以产品实物为准。

CXHA
中国·创想智能门业

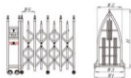
CHUANGXIHHENGAN GATE
CS SERIES

● CS系列

酷派门
Ku pai men

该门采用先进的材料和工艺，结合现代设计理念，具有坚固耐用、美观大方、操作简便等特点。该门采用先进的材料和工艺，结合现代设计理念，具有坚固耐用、美观大方、操作简便等特点。

The greatest feature of this door is a modern boutique modern technology and the perfect combination of fashion trends, achievements of the industry. Unique personality and avant-garde design and extraordinary concept of thinking, the use of advanced production equipment, to ensure that each component has reached the requirements, so that the door to meet your extraordinary temperament.



规格	1.5m	2.0m	2.5m	3.0m	3.5m	4.0m	4.5m	5.0m
长度	1500	2000	2500	3000	3500	4000	4500	5000





产品型号及规格如有变动，请以最新的产品目录为准。



CXHM
中国·常州恒安门业

